

Athlete Information Guide 2021

# Cayman Islands Triathlon

January 17, 2021



CAYMAN ISLANDS  
TRIATHLON  
ASSOCIATION

The Cayman Islands Triathlon is financially supported by:



**BUTTERFIELD**



**ALIGN**

**GOVERNORS  
■ SQUARE ■**

## Table of Contents

Message from Cayman Islands Triathlon Association	4
Schedule of Events	4
Pre-Race Information	5
Race Day Information	6
Post- Race Information	7
Awards	8
Transition Map	9-10
Swim Course Information and Rules	11
Swim Course Map	12
Bike Course Information and Rules	13-14
Bike Course Map	15
Run Course Information and Rules	16
Run Course Map	17
Sponsors	18

## Message from Cayman Islands Triathlon Association

Dear Athletes,

The Cayman Islands Triathlon Association (CITA) would like to extend a welcome to all our participants, families and friends. Please take time to thank the many volunteers who assisted in putting this race together, as without the volunteers we would not be able to hold the race.

CITA would like to extend a special thank you to the Royal Cayman Islands Police Service and National Roads Authority for assisting with traffic duties as well as the Red Cross for medical assistance.

CITA would also wish to thank our sponsors. Without sponsors, our race would not be possible. We ask that participants patronize these vendors as a thank you for assisting in the race. Our 2021 Financial Sponsors of the triathlon are Butterfield, CUC, Align and Governors Square. CITA also wishes to thank Governor's Square, Red Sail Sports, CUC, Butterfield and Align for help with the course. Without our financial sponsors we would not be able to hold this event, and we wish to thank all of our sponsors.

## Schedule of Events

### Saturday 16 January 2021

Start	End	Event	Location
12:00 p.m.	4:00 p.m.	Athlete Check-in & Packet Pickup	Governors Square Board Room
12:00 p.m.	4:00 p.m.	Volunteer Check-in	Governors Square Board Room

**Note: NO ATHLETE REGISTRATION ON RACE DAY**

### Sunday 17 January 2021

Start	End	Event	Location
5:30 a.m.	6:30 a.m.	Volunteer Check-in	Governors Square
5:30 a.m.		Transition Open Bike Check-in	Governors Square
6:30 a.m.		Transition Closes	Governors Square
6:45 a.m.		Opening Ceremonies/Race Briefing	Swim Start Area Governors Beach
7:00 a.m.		Swim Start – en masse	
7:15 a.m.		First swimmer expected to finish	
7:50 a.m.		First cyclist expected to finish	
8:10 a.m.		First racer expected to finish	
10:30 a.m.		Awards Ceremony	Governors Square- Finish Line
11:00 a.m.		Course Close	

## PRE-RACE INFORMATION

### Athlete Check-In

Athlete check-in hours are Saturday 16 January 2021 from 12 p.m. to 4 p.m. at the west archway of Governors Square (nearest to Governors Beach). Please note that athlete check-in will not be available on race day. If you do not check-in during the designated check-in hours you will not be able to race. **All race packets must be picked up by 4 p.m. on Saturday January 16<sup>th</sup>, NO EXCEPTIONS.** Team member packets will be given to the first team member to attend Athlete Check-in and who will be responsible to distribute information to other members of his/her team.

**Please bring the following items with you to athlete check-in:**

1. Photo identification
2. **Cash if payment has not been made. NO CREDIT/DEBIT CARDS WILL BE TAKEN**

*Please note that due to insurance regulations that cover the race, all athletes must be members of the Cayman Islands Triathlon Association in order to participate in the event.*

**Prior to leaving Athlete Check-In please ensure you have the following for the race:**

1. Swim Cap
2. Run Bib Number,
3. Race Shirt

### Bike Needs

Participants are encouraged to sort out all major repairs and overhauls prior to race day. CO2 cartridges and tubes are normally in stock at local retailers. Limited assistance can be provided by the below providers.

Uncle Bills – 243 Eastern Avenue 345-949-7601

Revolutions Indoor Cycling – Jerome Ameline – 345- 516-2453 – revolutionscayman@hotmail.com

### Event Timing and Results

Preliminary results may be available during the race but are not guaranteed to be available or accurate. Official results will be posted to [www.triathlon.ky](http://www.triathlon.ky) as soon as practical after the race.

The race clock located at the finish line is **NOT** the official race time. The race operates under a chip timing system. The timing system will attempt to record splits for all athletes and endeavours to ensure that every athlete's time is accurate, but no system is perfect. If an athlete believes an error has been made in the recording of times after the publishing of race results, please raise these concerns with the Race Director who will endeavour to research and fix any errors which can be determined. Athletes must realize that there may be a timing error which cannot be determined or corrected but the Race Director will take all reasonable measures to ensure accurate timing.

## RACE DAY INFORMATION

### Race Day Parking

Governors Square

Event participants must understand due to limited detour options, **roads will not be closed on the course**. It is therefore the responsibility of everyone to be careful on the road and be aware of the road activity around them. Police and Marshals will be present on the course to assist. Organisers will continue to monitor the road situations up to race day and free up road space where possible.

### Race Morning Procedure

Transition opens at 5:30 a.m. on race morning for check-in. Remember to bring:

- swim cap, goggles
- bike, bike helmet
- running number, running shoes

### Body Marking

Body marking will be done via Sharpie Markers the morning of the race, please **do not apply sunscreen the morning of the race prior to getting numbers drawn on**. The transition area closes at 6:30 a.m. At this time all athletes must be at the swim start on the beach.

Only athletes are allowed in the Transition area from 5:30 – 11:00 a.m.

### Aid Stations

Bike Course - There are no aid stations on the bike course. Athletes must carry whatever hydration and nutritional items they wish to consume.

Run Course – There are 2 aid stations on the run course located approximately each 0.75 miles (1.2 KMs). These stations will be at the turn around and near transition. Aid stations will have water and electrolyte drink.

### Race Timing & Cut-Offs

The race officially ends at 11:00 a.m. Any athlete who has not completed the course by this time will not have a finishing time. Aid station stops, transition, etc. will be included in your total elapsed time. Splits will be recorded to the best of the timer's ability for each segment of the race. The following cut-off times apply for each segment of the race. Athletes not reaching the designated points by the cut-off time will be pulled from the race.

Swim Cut-off – One hour after the swim start.

Bike Cut-off – Olympic distance athletes must reach the beginning of the third lap at Transition by 9:15 a.m.

Run Cut-off - Olympic distance athletes must reach the beginning of the last lap at Transition by 10:30 a.m.

### Bicycle & Gear Recovery

All athletes must retrieve their bicycle and other gear from the transition area by 11:15 a.m.

### Competitor Responsibilities

If you drop out of the race at any time, report immediately to the nearest Marshal or Race Director.

### Team Transitions

Team members will tag at the following locations: Swim to Bike at the entrance to bike transition from the beach. Bike to Run at the exit from bike transition. **The cyclist must properly rack his/ her bike prior to tagging the runner at the exit to transition.** Refer to the transition map for the exact locations of the team tag area.

## **POST RACE INFORMATION**

### **Transition Clean Up**

All athletes, family and friends of athletes are encouraged to assist in clean-up of the Transition area and putting away all equipment used for the race. The Cayman Islands have always had a great custom of everyone pitching in to help and the race organisers greatly appreciate any and all post-race assistance in cleaning up the Transition area and putting equipment away.

### **Post-Race Comments**

The Triathlon Committee and the Race Director welcome feedback and comments pertaining to any aspect of the race. Comments can be sent to [racedir@triathlon.ky](mailto:racedir@triathlon.ky) and/or [cita@triathlon.ky](mailto:cita@triathlon.ky).

### **Rules and Course**

Every Athlete has the responsibility to read and fully understand the entire Athlete Guide. Any question can be answered prior to the race by emailing [cita@triathlon.ky](mailto:cita@triathlon.ky) . Questions will also be answered at Athlete Check-In as well as on the morning of the event.

No Athlete is permitted to wear, mount or carry in any manner a GoPro or similar video recording device. Race Director has sole discretion on enforcing rules and/or disqualifying athletes. Please note that the Race Director will enforce any and all rules on any Athlete or Team competing for an Overall or Age Group award.

## **AWARDS**

Awards will be given in the following categories and age groups:

### **Female/Male Overall 1<sup>st</sup>, 2<sup>nd</sup> and 3<sup>rd</sup>**

Awards will be given for 1st place for both the Sprint and Olympic Distance races.

## **RECOGNITION**

Recognition will be given in the following categories and age groups:

Female/Male 15-29  
Female/Male 30-34  
Female/Male 35-39  
Female/Male 40-49  
Female/Male 50 & Over

### **OLYMPIC Team – All Men Team, All Female Team, Mixed Team**

Certificates for both the Sprint and Olympic Distance races will be given in the following categories and age groups for 2<sup>nd</sup> and 3<sup>rd</sup> place.

Female/Male 15-29  
Female/Male 30-34  
Female/Male 35-39  
Female/Male 40-49 Female/Male 50 & Over

**Athlete Compliance with World Anti-Doping Agency**  
- CITA requires all Athletes and each Athlete Support Person who participates as coach, trainer, manager, team staff, official, medical or paramedical personnel to agree to be bound by the World Anti-Doping Agency code as a condition of such participation. For ease of reference, see "What is Prohibited" at: <https://www.wada-ama.org/en/content/what-is-prohibited> "



Shore line

Beach  
Turn Cone



Counting  
Marshals



**ATHLETE AREA**

After Being Counted  
Awaiting Start of Race

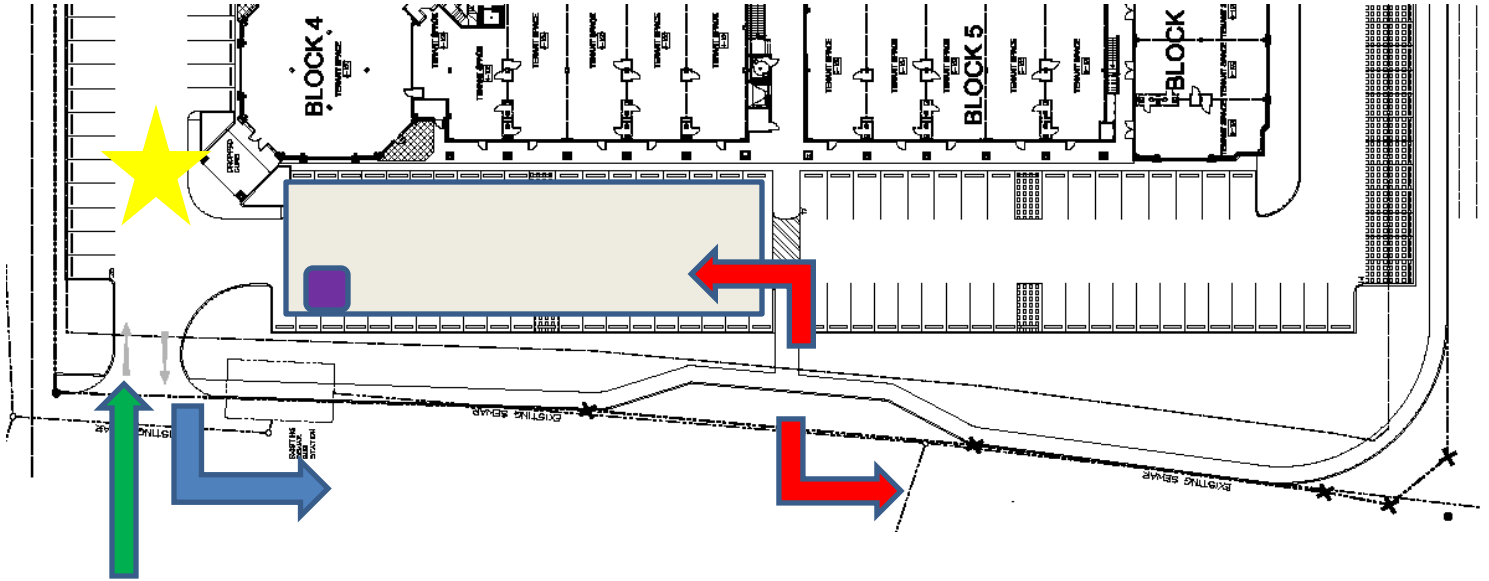


**ATHLETE AREA**







Prior To Being Counted



Marshals to ensure no  
participants enter start area  
without being counted



**LEGEND**

-  Swim Enter and Enter for Run Finish
-  Transition Area
-  Bike In & Bike Out
-  Run Out
-  Run Finish
-  Team Tag Area

## Swim Course Information – 750 meters / 1500 meters

### Swim Course Summary

The swim course is a triangular course with the Olympic distance completing 2 loops with a beach exit and re-entry and the Sprint distance completing 1 loop. The direction of the swim will be counter clockwise unless sea conditions dictate a change.

For the Olympic distance athletes will exit the water after the first loop onto the beach, go around the beach buoy/ cone and return to the water for the second loop. All swimmers must exit the water at the beach buoy/cone.

In the event of adverse sea conditions, the Race Director reserves the right to amend the course or cancel the swim. In the case of a cancelled swim the event will become a Duathlon consisting of the following distances:

**Sprint Distance – 2.5K run, 20K bike, 5K run**

**Olympic Distance – 5K run, 40K bike, 10K run**

Athletes will exit Governors Beach and cross West Bay Road and will enter the Governors Square transition area via the North vehicle entrance.

### Swim Course Rules

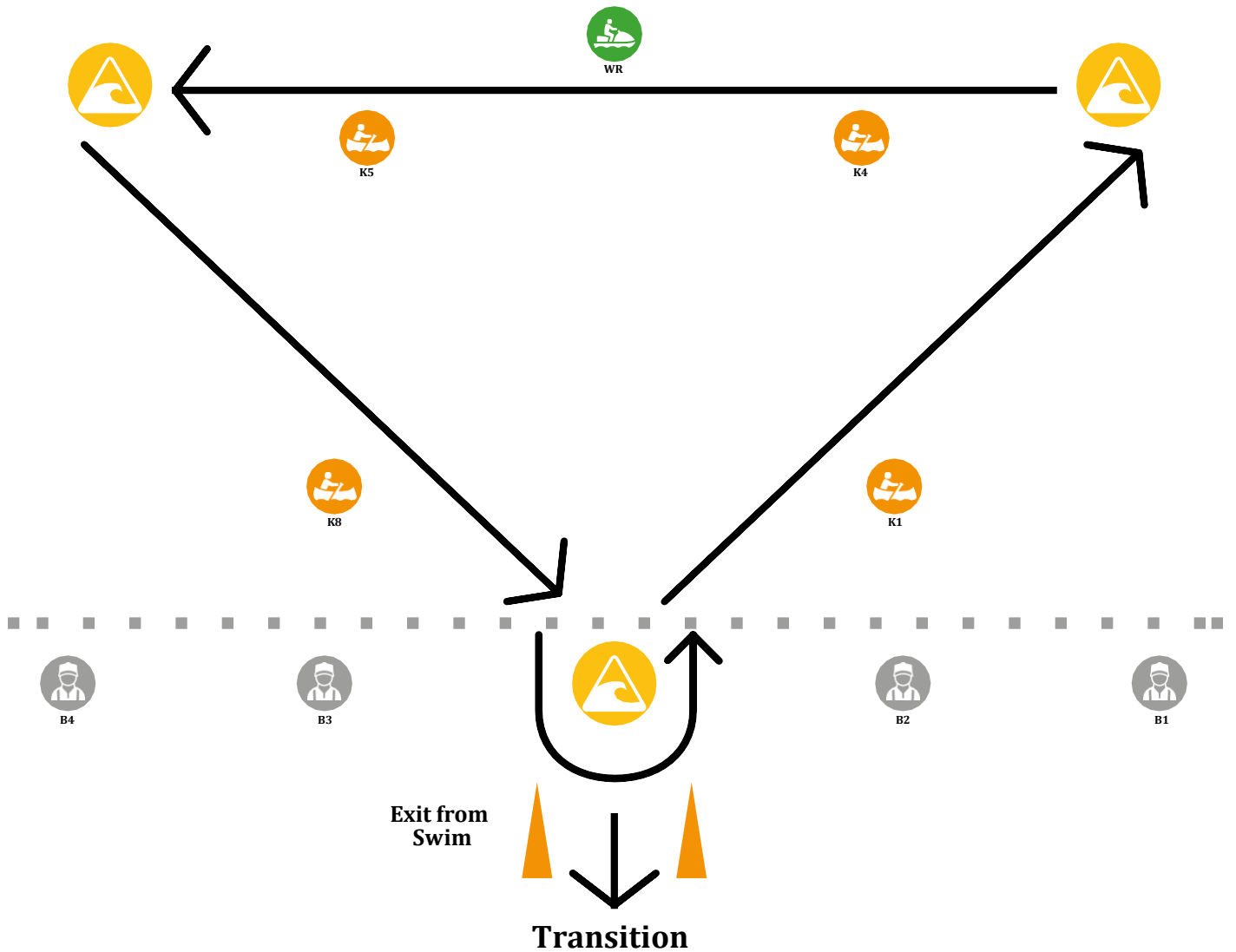
1. All Athletes must follow instructions from volunteers, Police and course marshals. If an Athlete fails to follow instructions the Athlete may be disqualified at the sole discretion of the Race Director.
2. Athletes must wear the swim cap provided.
3. No fins, gloves, paddles, or flotation devices of any kind are allowed.
4. No wetsuits
5. Swim goggles or masks may be worn
6. Any assistance required during the swim will result in disqualification if forward progress is made. Athletes are permitted to use kayaks and boats as aid, as long as forward progress is not made.
7. HEADSETS OR HEADPHONES ARE NOT ALLOWED DURING ANY PORTION OF THE SWIM COURSE.
8. Snorkels are ALLOWED during the swim course, but wearers are not eligible for overall or age group trophies.
9. Any warmup swimming must be completed by 6:30 a.m.
10. ONCE SWIMMERS ARE CALLED TO BE COUNTED, THEY CANNOT ENTER THE WATER FOR ANY REASON INCLUDING WETTING GOGGLES
11. **A bucket with sea water will be provided to wet goggles.**
12. No swimmer can swim for himself/herself and a team.
13. SWIMMER RECALL TO THE START LINE AS A RESULT OF A FALSE START THREE BLASTS OF HORN. If this sound is heard all swimmers should immediately return to the swim start line
14. EMERGENCY RECALL FOR DANGEROUS SWIM CONDITIONS ARE THREE BLASTS OF THE STARTING HORN. IF THIS SOUND IS HEARD ALL SWIMMERS SHOULD IMMEDIATELY SWIM TOWARDS SHORE AND EXIT THE WATER AS SOON AS POSSIBLE.





### Swim to Bike Transition

After completing the swim, athletes will exit the water onto the beach and proceed to the Governors Square parking lot to bike transition. Teams will tag cyclists at the entrance to transition.

### Counting Swimmers In/Out of Water

1. Beach Marshals and Transition Marshals should both assist in this duty
2. Announcer will call Athletes to the Beach at 6:35
3. Marshals should create an 'athlete area' as diagrammed below. Marshals should count athletes from waiting area to beach start area.
4. Marshals should count athletes leaving swim course to ensure all athletes are out of water and accounted for.



	<b>Turn Buoys</b>	<b>Olympic Distance - 2 Loops &gt; exit and re-enter water to start 2<sup>nd</sup> Loop</b>  <b>Sprint Distance - 1 Loop Buoys to Left Shoulder</b> <b>SWIMMER RE-CALL - SEVERAL LONG BASTS OF HORN</b>
	<b>Beach Marshals</b>	
	<b>Kayaks</b>	
	<b>WaveRunners</b>	

## Bike Course Information – 20KM / 40KM

### Bike Check

It is the responsibility of each athlete to ensure his/ her bike is in safe and proper working order. Please ensure your brakes are functioning properly, removable parts are tightened, and handlebar ends are plugged. The race director reserves the right to not allow an athlete to participate if, in the race director's sole determination, an athlete's bike is not safe.

### Bike Course Summary

#### CYCLE ON THE LEFT

The course is an out and back course with the Sprint distance riding two loops and the Olympic distance riding four loops. Athletes should be aware that the roads will remain open to public traffic; however, detours may be in place in certain areas. The course is primarily flat with turns only at the turnarounds on each loop. All major junctions will be policed, and marshals will be on the course to caution cyclists to slow down and aid in directing vehicular traffic.

Marshals will be wearing brightly coloured safety shirts/vests and will be located at each turn to ensure all athletes complete the entire bike course. Cyclists must govern themselves accordingly as motor vehicles will be on the road during the race. Cyclists must be aware of traffic throughout the course. At road locations with 2 lanes of traffic going in the same direction, athletes should remain in the leftmost lane.

Athletes should attempt to use the inside lane on the roundabouts if possible.

### Bike Course Directions

1. Exit the south side of transition via the sidewalk.
2. Turn left out of transition heading to Lime Tree Bay road and turn left towards the Esterly Tibbetts
3. Merge left onto the Esterly Tibbetts bypass
4. Follow the bypass to the North going straight through the Yacht Drive roundabout.
5. Turn left onto the Reverend Blackman roundabout
6. U-Turn on Reverend Blackman and head back to the by-pass turning left back onto the by-pass continuing towards Batabano Road.
7. At the termination of the bypass, at Batabano Road, cyclists will turn right just before the end of the road (athletes will avoid Batabano Road by turning just before the end for safety).
8. Head back South on the Esterly Tibbetts bypass going straight through the Reverend Blackman roundabout, Yacht Drive roundabout, Governors Way roundabout. At the Lime Tree Bay roundabout athletes will have completed 1 lap. Head back north on the Esterly Tibbetts to complete more laps.
9. After completing the correct number of laps, athletes will turn back onto Lime Tree Bay to head back to Transition. Athletes will turn right onto West Bay Road and Transition.
10. Only on Laps 2 (Sprint) and 4 (Olympic) will cyclists turn back onto Lime Tree Bay Road and go back to Transition.
11. **Sprint Distance – 2 laps**  
**Olympic Distance – 4 laps**

### Bike Course Rules

1. Position Rules

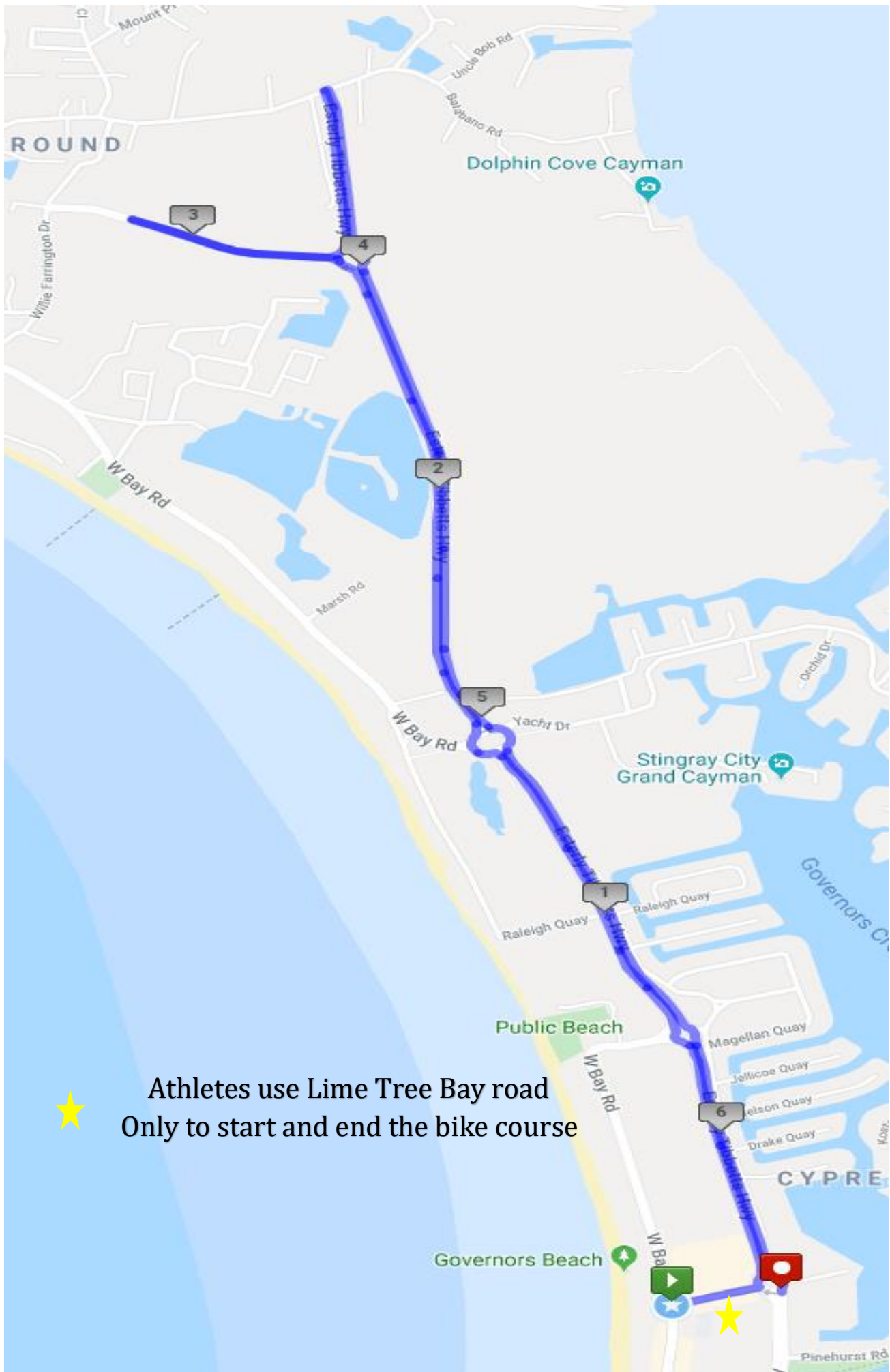
**All Athletes must follow instructions from volunteers, Police and course marshals.** If an Athlete fails to follow instructions **the Athlete WILL BE DISQUALIFIED** at the sole discretion of the Race Director.

2. Absolutely NO DRAFTING of another bike or any other vehicle is allowed.
3. Athletes must keep a minimum of 3 bike lengths between bikes except when passing.
4. A pass occurs when the overtaking athlete's front wheel passes the leading edge of the athlete being overtaken.
5. Overtaking athletes may pass only on the **RIGHT** for up to 20 seconds but must move back to the left side of the road after passing. Overtaken athletes must fall back 3 bike lengths within 20 seconds of being overtaken, to avoid drafting.
6. Overtaken athletes must fall back 3 bike lengths to avoid drafting.
7. Passing on the **LEFT** is illegal.
8. Failing to drop back 3 bike lengths before re-passing is illegal.
9. When passing call out "On your right" or "Passing on your right"

10. Blocking and cycling on the right side of the lane without passing or dropping back, is illegal.
- 11. Athletes who are found to be drafting, blocking or passing on the left are subject to disqualification without warning and without appeal.**
12. Bicycles must be racked by the athlete and athletes must respect the other athletes' bicycles and space as to avoid any damage to any athlete's equipment. **Any athlete not properly racking his/ her bicycle or causing damage to another athlete's equipment due to improper racking is subject to disqualification without appeal.**
- 13. The sole responsibility of knowing and following the course rests with each athlete.**
- 14. Athletes must obey all traffic laws on the cycling course unless otherwise instructed by the police or a marshal.**
- 15. Athletes must wear a shirt or racing top at all times.**
- 16. Athletes must wear a bike helmet with the strap strapped.**
17. Athletes will not be allowed to mount until OUTSIDE the designated transition area and the athlete must have his/her helmet on and buckled prior to mounting.
18. Athletes must dismount at the designated area just outside of transition and must not remove his/her helmet until inside the transition area.
19. Athletes must not litter on the course.
20. Athletes must carry all hydration or nutrition they wish to consume on the bike course.
21. Athletes may walk his/her bike but may not make progress on the bike course unaccompanied by their bicycle.
22. Athletes need NOT wear the run bib number during the bike portion of the race.
23. No bike trainers or cycling warm up equipment are allowed in transition.
- 24. HEADSETS OR HEADPHONES ARE NOT ALLOWED DURING ANY PORTION OF THE BIKE COURSE. ATHLETES WEARING HEADSETS OR HEADPHONES ARE SUBJECT TO DISQUALIFICATION WITHOUT APPEAL.**
25. Review the course map and note that it is the sole responsibility of the athlete to know and follow the correct course.
26. Any type of bike is allowed (i.e. Time Trial, Road bike, Mountain, etc)

### **Bike to Run Transition**

After completing the bike, athletes will enter transition from the South side of Transition via the concrete sidewalk, rack his/her bike and proceed to the run portion running out the North end of transition. All bikes must be properly racked by individuals or teams prior to starting the run. Improperly or un-racked bikes will result in disqualification. Teams will tag runners at the North end of transition/start of the run after the bike has been properly racked.



★ Athletes use Lime Tree Bay road  
Only to start and end the bike course

## Run Course Information – 5KM / 10KM

### Run Course Summary

The run is a flat course with both distances running an out and back course. Athletes should wear sunscreen and consider wearing a cap or visor.

A shirt or racing top must be worn on the run portion. Aid stations will be located approximately every 0.75 miles (1.5 KMs) and will include water and electrolyte drinks. Marshals will be wearing brightly coloured shirts/ vests and will be positioned at each turn to ensure everyone completes the entire run course.

Marshals will also be counting laps on the course. Athletes should shout his/her number to the Marshalls to assist but the responsibility remains with the Athlete to ensure he/she completes the correct number of laps.

### Run Course Directions – Olympic & Sprint Distance

1. Exit Transition on the North side and turn Left onto West Bay Road toward Lime Tree Bay.
2. Athletes will turn back North and run toward Public Beach where they will turn around and head back toward Governors Beach.
3. Athletes are encouraged to run on the OCEAN SIDE of the road for laps.
4. On the last lap heading South Athletes are to turn left to the Finish Arch next to Transition.
5. **Sprint Distance – 3 laps**  
**Olympic Distance – 6 laps**

### Run Course Rules

1. **All Athletes must follow instructions from volunteers, Police and course marshals.** If an Athlete fails to follow instructions the Athlete will be disqualified at the sole discretion of the Race Director.
2. No form of locomotion other than running, walking or crawling is allowed.
3. **Athletes must wear their official issued bib number on the FRONT of his/her body and the number must be visible at all times during the run. Athletes not wearing his/her bib number on the front of his/her person will be disqualified**
4. Athletes must wear a shirt or racing top at all times.
5. The sole responsibility of knowing and following the course rests with each athlete.
6. Athletes are expected to follow the directions of all race officials and public authorities.
7. Athletes must realize that the run course is open to vehicular traffic and no two runners shall run abreast unless passing.
8. Athletes must not litter on the course.
9. Athletes must carry all nutrition they wish to consume on the run course. Aid stations will be located approximately every 0.75 miles (1.2 KMs) and will include water and electrolyte drinks.
10. Race belts with attached runner numbers are permitted.
11. Olympic distance athletes must be at the start of the 4th lap by 10:30 a.m. The run course will officially close at 11:00 a.m.
12. **HEADSETS OR HEADPHONES ARE DISCOURAGED BUT ALLOWED ON THE RUN COURSE. IF AN ATHLETE CHOOSES TO USE HEADSETS OR HEADPHONES THE VOLUME MUST BE KEPT AT A LEVEL THAT THE ATHLETE CAN CLEARLY HEAR MARSHAL INSTRUCTIONS AS WELL AS VEHICULAR NOISE.**
13. **CITA FURTHER DISCOURAGES THE USE OF HEADSETS AND HEADPHONES BY THE FOLLOWING RULE: ATHLETES WEARING HEADSETS OR HEADPHONES ARE NOT ELIGIBLE FOR OVERALL OR AGE GROUP PLACING.**
14. Review the course map in this Guide and note that Course Directional Signage will be placed on the course. These Directional Signs do NOT relieve the athlete from his/her responsibility to know and follow the course. The sole responsibility of knowing and following the course rests with each athlete.





Bike In/Out



Run Out



Aid Station



Run Turn Around



FINISH



Run to Finish



Transition



West Bay Road

